

Homily Map

SAVE

EXPORT

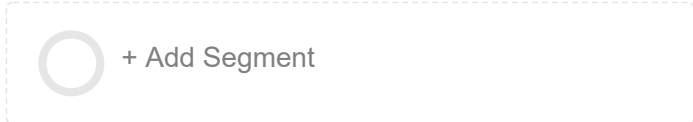
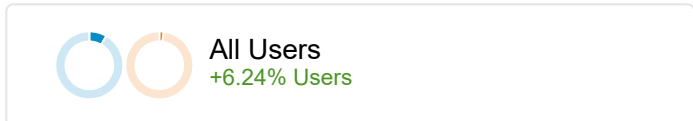
SHARE

EDIT

ALL » COUNTRY: United States

Jan 1, 2020 - Dec 31, 2020

Compare to: Jan 1, 2019 - Dec 31, 2019

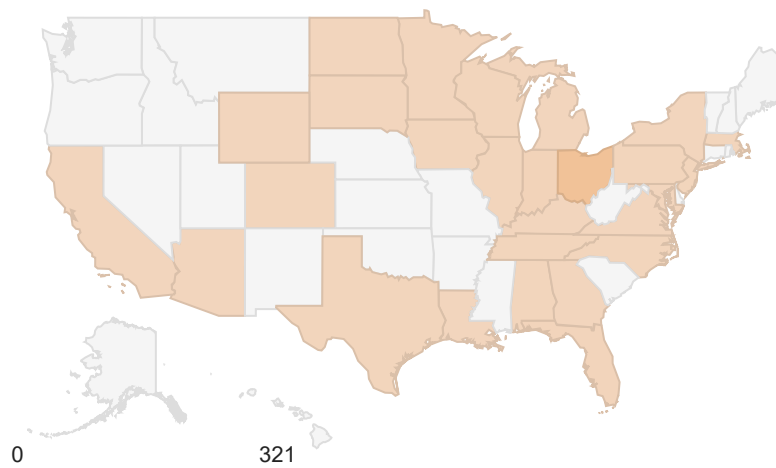
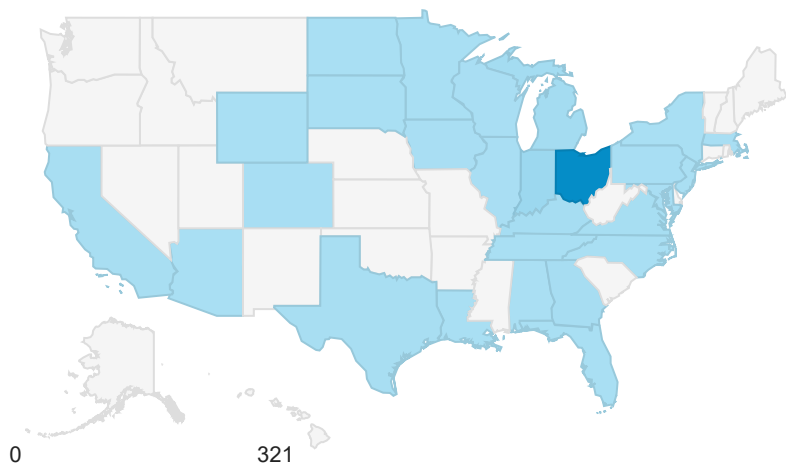


City Map

Users

Jan 1, 2020 - Dec 31, 2020

Jan 1, 2019 - Dec 31, 2019



Primary Dimension: **Region** City Metro

Secondary dimension

advanced

| Region | Users |
|----------------------------|-----------------------------|
| | 361.36% 406 vs 88 |
| 1. Ohio | |
| Jan 1, 2020 - Dec 31, 2020 | 321 (74.65%) |
| Jan 1, 2019 - Dec 31, 2019 | 71 (73.96%) |
| % Change | 352.11% |
| 2. Indiana | |
| Jan 1, 2020 - Dec 31, 2020 | 27 (6.28%) |
| Jan 1, 2019 - Dec 31, 2019 | 8 (8.33%) |
| % Change | 237.50% |
| 3. Illinois | |
| Jan 1, 2020 - Dec 31, 2020 | 17 (3.95%) |
| Jan 1, 2019 - Dec 31, 2019 | 2 (2.08%) |
| % Change | 750.00% |
| 4. Michigan | |
| Jan 1, 2020 - Dec 31, 2020 | 11 (2.56%) |
| Jan 1, 2019 - Dec 31, 2019 | 0 (0.00%) |
| % Change | ∞% |
| 5. Kentucky | |
| Jan 1, 2020 - Dec 31, 2020 | 8 (1.86%) |
| Jan 1, 2019 - Dec 31, 2019 | 0 (0.00%) |
| % Change | ∞% |
| 6. Georgia | |
| Jan 1, 2020 - Dec 31, 2020 | 6 (1.40%) |
| Jan 1, 2019 - Dec 31, 2019 | 0 (0.00%) |
| % Change | ∞% |
| 7. Virginia | |

| Region | Users |
|-----------------------------------|-----------------------------|
| | 361.36% 406 vs 88 |
| Jan 1, 2020 - Dec 31, 2020 | 5 (1.16%) |
| Jan 1, 2019 - Dec 31, 2019 | 0 (0.00%) |
| % Change | ∞% |
| 8. California | |
| Jan 1, 2020 - Dec 31, 2020 | 4 (0.93%) |
| Jan 1, 2019 - Dec 31, 2019 | 0 (0.00%) |
| % Change | ∞% |
| 9. Texas | |
| Jan 1, 2020 - Dec 31, 2020 | 4 (0.93%) |
| Jan 1, 2019 - Dec 31, 2019 | 1 (1.04%) |
| % Change | 300.00% |
| 10. Colorado | |
| Jan 1, 2020 - Dec 31, 2020 | 3 (0.70%) |
| Jan 1, 2019 - Dec 31, 2019 | 1 (1.04%) |
| % Change | 200.00% |
| 11. Massachusetts | |
| Jan 1, 2020 - Dec 31, 2020 | 3 (0.70%) |
| Jan 1, 2019 - Dec 31, 2019 | 1 (1.04%) |
| % Change | 200.00% |
| 12. Pennsylvania | |
| Jan 1, 2020 - Dec 31, 2020 | 3 (0.70%) |
| Jan 1, 2019 - Dec 31, 2019 | 1 (1.04%) |
| % Change | 200.00% |
| 13. (not set) | |
| Jan 1, 2020 - Dec 31, 2020 | 2 (0.47%) |
| Jan 1, 2019 - Dec 31, 2019 | 1 (1.04%) |
| % Change | 100.00% |
| 14. Iowa | |
| Jan 1, 2020 - Dec 31, 2020 | 2 (0.47%) |
| Jan 1, 2019 - Dec 31, 2019 | 1 (1.04%) |
| % Change | 100.00% |
| 15. Maryland | |
| Jan 1, 2020 - Dec 31, 2020 | 2 (0.47%) |
| Jan 1, 2019 - Dec 31, 2019 | 0 (0.00%) |
| % Change | ∞% |
| 16. Wisconsin | |
| Jan 1, 2020 - Dec 31, 2020 | 2 (0.47%) |
| Jan 1, 2019 - Dec 31, 2019 | 1 (1.04%) |
| % Change | 100.00% |
| 17. Arizona | |
| Jan 1, 2020 - Dec 31, 2020 | 1 (0.23%) |
| Jan 1, 2019 - Dec 31, 2019 | 0 (0.00%) |
| % Change | ∞% |
| 18. Florida | |
| Jan 1, 2020 - Dec 31, 2020 | 1 (0.23%) |
| Jan 1, 2019 - Dec 31, 2019 | 4 (4.17%) |
| % Change | -75.00% |
| 19. Louisiana | |

| Region | Users |
|------------------------------------|--|
| | 361.36% <small>406 vs 88</small> |
| Jan 1, 2020 - Dec 31, 2020 | 1 (0.23%) |
| Jan 1, 2019 - Dec 31, 2019 | 0 (0.00%) |
| % Change | ∞% |
| 20. Minnesota | |
| Jan 1, 2020 - Dec 31, 2020 | 1 (0.23%) |
| Jan 1, 2019 - Dec 31, 2019 | 0 (0.00%) |
| % Change | ∞% |
| 21. North Carolina | |
| Jan 1, 2020 - Dec 31, 2020 | 1 (0.23%) |
| Jan 1, 2019 - Dec 31, 2019 | 1 (1.04%) |
| % Change | 0.00% |
| 22. North Dakota | |
| Jan 1, 2020 - Dec 31, 2020 | 1 (0.23%) |
| Jan 1, 2019 - Dec 31, 2019 | 0 (0.00%) |
| % Change | ∞% |
| 23. New York | |
| Jan 1, 2020 - Dec 31, 2020 | 1 (0.23%) |
| Jan 1, 2019 - Dec 31, 2019 | 0 (0.00%) |
| % Change | ∞% |
| 24. South Dakota | |
| Jan 1, 2020 - Dec 31, 2020 | 1 (0.23%) |
| Jan 1, 2019 - Dec 31, 2019 | 0 (0.00%) |
| % Change | ∞% |
| 25. Tennessee | |
| Jan 1, 2020 - Dec 31, 2020 | 1 (0.23%) |
| Jan 1, 2019 - Dec 31, 2019 | 1 (1.04%) |
| % Change | 0.00% |
| 26. Wyoming | |
| Jan 1, 2020 - Dec 31, 2020 | 1 (0.23%) |
| Jan 1, 2019 - Dec 31, 2019 | 0 (0.00%) |
| % Change | ∞% |
| 27. Alabama | |
| Jan 1, 2020 - Dec 31, 2020 | 0 (0.00%) |
| Jan 1, 2019 - Dec 31, 2019 | 1 (1.04%) |
| % Change | -100.00% |
| 28. New Jersey | |
| Jan 1, 2020 - Dec 31, 2020 | 0 (0.00%) |
| Jan 1, 2019 - Dec 31, 2019 | 1 (1.04%) |
| % Change | -100.00% |

Show rows: Go to: 1 - 28 of 28