

Homily Map

SAVE

EXPORT


SHARE

EDIT

ALL » COUNTRY: United States

Jan 1, 2022 - Dec 31, 2022

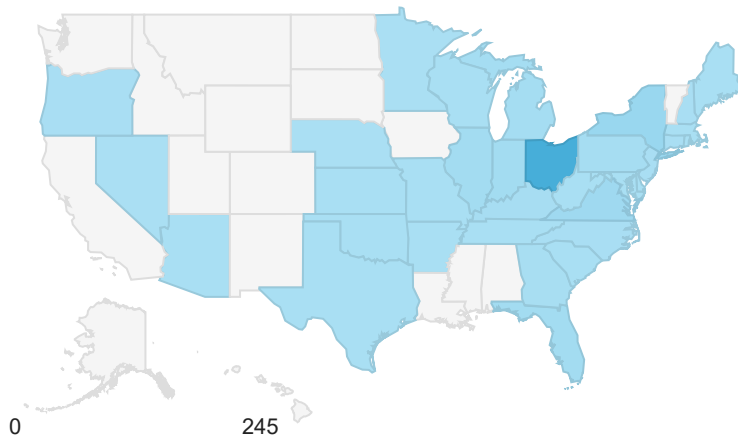
Compare to: Jan 1, 2021 - Dec 31, 2021



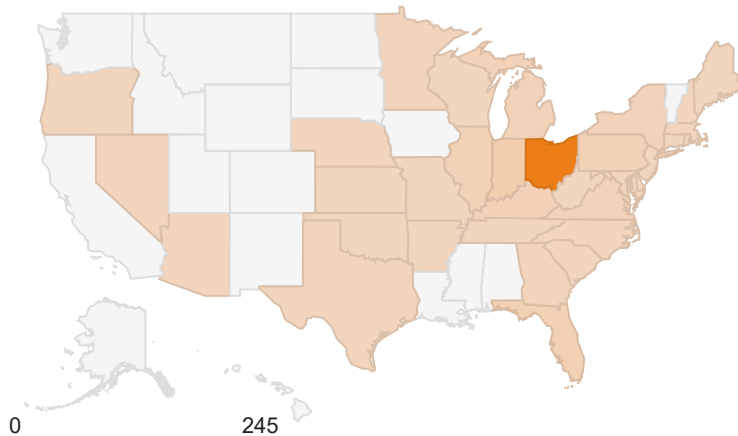
City Map

Users

Jan 1, 2022 - Dec 31, 2022



Jan 1, 2021 - Dec 31, 2021



Primary Dimension: **Region** City Metro

Secondary dimension

advanced

Region	Users
All Users - Clean	20.81% 255 vs 322
1. Ohio	
Jan 1, 2022 - Dec 31, 2022	147 (55.06%)
Jan 1, 2021 - Dec 31, 2021	245 (72.70%)
% Change	-40.00%
2. New York	
Jan 1, 2022 - Dec 31, 2022	25 (9.36%)
Jan 1, 2021 - Dec 31, 2021	5 (1.48%)
% Change	400.00%
3. Virginia	
Jan 1, 2022 - Dec 31, 2022	17 (6.37%)
Jan 1, 2021 - Dec 31, 2021	5 (1.48%)
% Change	240.00%
4. Florida	
Jan 1, 2022 - Dec 31, 2022	10 (3.75%)
Jan 1, 2021 - Dec 31, 2021	12 (3.56%)
% Change	-16.67%
5. Illinois	
Jan 1, 2022 - Dec 31, 2022	10 (3.75%)
Jan 1, 2021 - Dec 31, 2021	9 (2.67%)
% Change	11.11%
6. Indiana	
Jan 1, 2022 - Dec 31, 2022	10 (3.75%)
Jan 1, 2021 - Dec 31, 2021	20 (5.93%)
% Change	-50.00%
7. Michigan	
Jan 1, 2022 - Dec 31, 2022	7 (2.62%)
Jan 1, 2021 - Dec 31, 2021	6 (1.78%)
% Change	16.67%

Region	Users
All Users - Clean	20.81% 255 vs 322
8. Pennsylvania	
Jan 1, 2022 - Dec 31, 2022	6 (2.25%)
Jan 1, 2021 - Dec 31, 2021	9 (2.67%)
% Change	-33.33%
9. Kentucky	
Jan 1, 2022 - Dec 31, 2022	5 (1.87%)
Jan 1, 2021 - Dec 31, 2021	10 (2.97%)
% Change	-50.00%
10. Georgia	
Jan 1, 2022 - Dec 31, 2022	3 (1.12%)
Jan 1, 2021 - Dec 31, 2021	4 (1.19%)
% Change	-25.00%
11. Connecticut	
Jan 1, 2022 - Dec 31, 2022	2 (0.75%)
Jan 1, 2021 - Dec 31, 2021	0 (0.00%)
% Change	∞%
12. North Carolina	
Jan 1, 2022 - Dec 31, 2022	2 (0.75%)
Jan 1, 2021 - Dec 31, 2021	1 (0.30%)
% Change	100.00%
13. New Hampshire	
Jan 1, 2022 - Dec 31, 2022	2 (0.75%)
Jan 1, 2021 - Dec 31, 2021	1 (0.30%)
% Change	100.00%
14. New Jersey	
Jan 1, 2022 - Dec 31, 2022	2 (0.75%)
Jan 1, 2021 - Dec 31, 2021	0 (0.00%)
% Change	∞%
15. Oregon	

Region	Users
All Users - Clean	20.81% 255 vs 322
Jan 1, 2022 - Dec 31, 2022	2 (0.75%)
Jan 1, 2021 - Dec 31, 2021	0 (0.00%)
% Change	∞%
16. (not set)	
Jan 1, 2022 - Dec 31, 2022	1 (0.37%)
Jan 1, 2021 - Dec 31, 2021	1 (0.30%)
% Change	0.00%
17. Arkansas	
Jan 1, 2022 - Dec 31, 2022	1 (0.37%)
Jan 1, 2021 - Dec 31, 2021	0 (0.00%)
% Change	∞%
18. Arizona	
Jan 1, 2022 - Dec 31, 2022	1 (0.37%)
Jan 1, 2021 - Dec 31, 2021	1 (0.30%)
% Change	0.00%
19. District of Columbia	
Jan 1, 2022 - Dec 31, 2022	1 (0.37%)
Jan 1, 2021 - Dec 31, 2021	0 (0.00%)
% Change	∞%
20. Delaware	
Jan 1, 2022 - Dec 31, 2022	1 (0.37%)
Jan 1, 2021 - Dec 31, 2021	0 (0.00%)
% Change	∞%
21. Kansas	
Jan 1, 2022 - Dec 31, 2022	1 (0.37%)
Jan 1, 2021 - Dec 31, 2021	0 (0.00%)
% Change	∞%
22. Massachusetts	
Jan 1, 2022 - Dec 31, 2022	1 (0.37%)

Region	Users
All Users - Clean	20.81% 255 vs 322
Jan 1, 2021 - Dec 31, 2021	2 (0.59%)
% Change	-50.00%
23. Maryland	
Jan 1, 2022 - Dec 31, 2022	1 (0.37%)
Jan 1, 2021 - Dec 31, 2021	0 (0.00%)
% Change	∞%
24. Maine	
Jan 1, 2022 - Dec 31, 2022	1 (0.37%)
Jan 1, 2021 - Dec 31, 2021	0 (0.00%)
% Change	∞%
25. Missouri	
Jan 1, 2022 - Dec 31, 2022	1 (0.37%)
Jan 1, 2021 - Dec 31, 2021	0 (0.00%)
% Change	∞%
26. Oklahoma	
Jan 1, 2022 - Dec 31, 2022	1 (0.37%)
Jan 1, 2021 - Dec 31, 2021	0 (0.00%)
% Change	∞%
27. Rhode Island	
Jan 1, 2022 - Dec 31, 2022	1 (0.37%)
Jan 1, 2021 - Dec 31, 2021	0 (0.00%)
% Change	∞%
28. South Carolina	
Jan 1, 2022 - Dec 31, 2022	1 (0.37%)
Jan 1, 2021 - Dec 31, 2021	1 (0.30%)
% Change	0.00%
29. Tennessee	
Jan 1, 2022 - Dec 31, 2022	1 (0.37%)
Jan 1, 2021 - Dec 31, 2021	0 (0.00%)

Region	Users
All Users - Clean	20.81% 255 vs 322
% Change	∞%
30. Texas	
Jan 1, 2022 - Dec 31, 2022	1 (0.37%)
Jan 1, 2021 - Dec 31, 2021	1 (0.30%)
% Change	0.00%
31. Wisconsin	
Jan 1, 2022 - Dec 31, 2022	1 (0.37%)
Jan 1, 2021 - Dec 31, 2021	0 (0.00%)
% Change	∞%
32. West Virginia	
Jan 1, 2022 - Dec 31, 2022	1 (0.37%)
Jan 1, 2021 - Dec 31, 2021	0 (0.00%)
% Change	∞%
33. Minnesota	
Jan 1, 2022 - Dec 31, 2022	0 (0.00%)
Jan 1, 2021 - Dec 31, 2021	2 (0.59%)
% Change	-100.00%
34. Nebraska	
Jan 1, 2022 - Dec 31, 2022	0 (0.00%)
Jan 1, 2021 - Dec 31, 2021	1 (0.30%)
% Change	-100.00%
35. Nevada	
Jan 1, 2022 - Dec 31, 2022	0 (0.00%)
Jan 1, 2021 - Dec 31, 2021	1 (0.30%)
% Change	-100.00%

Show rows: Go to: 1 - 35 of 35