

Homily Map

SAVE

EXPORT


SHARE

EDIT

ALL » COUNTRY: United States » REGION: Ohio

Jan 1, 2022 - Dec 31, 2022

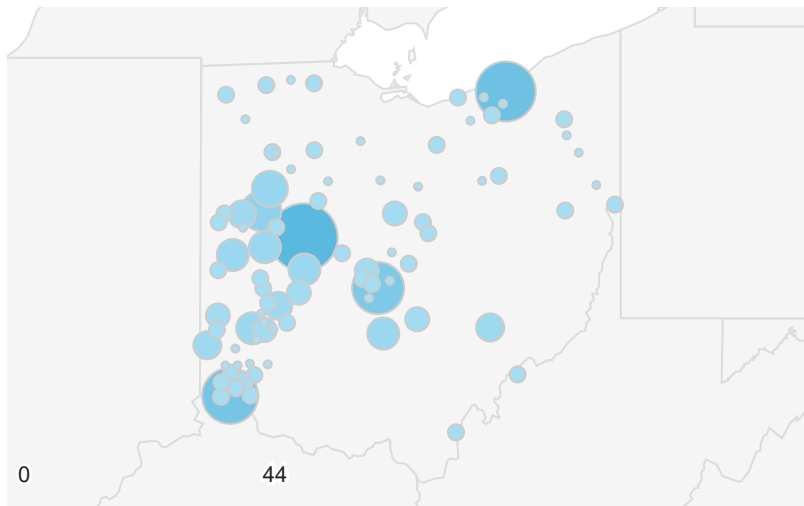
Compare to: Jan 1, 2021 - Dec 31, 2021



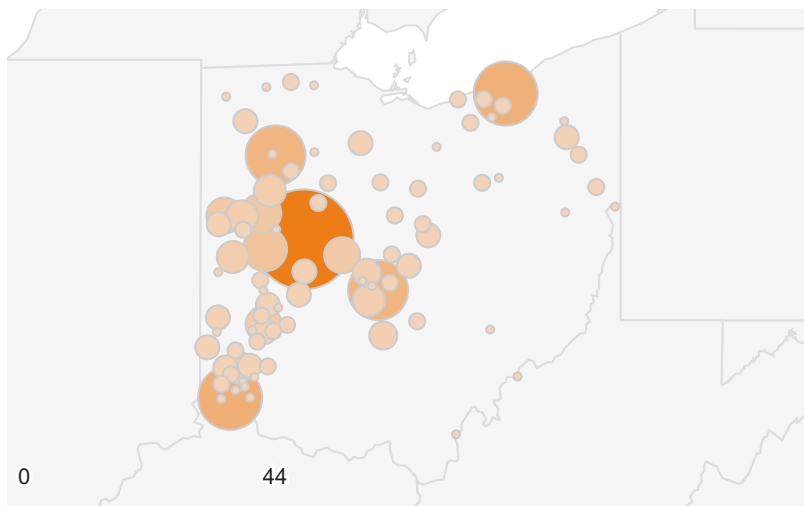
City Map

Users

Jan 1, 2022 - Dec 31, 2022



Jan 1, 2021 - Dec 31, 2021



Primary Dimension: City

Secondary dimension

advanced

City	Users
All Users - Clean	40.00% 147 vs 245
1. Bellevue	
Jan 1, 2022 - Dec 31, 2022	21 (12.14%)
Jan 1, 2021 - Dec 31, 2021	44 (16.42%)
% Change	-52.27%
2. (not set)	
Jan 1, 2022 - Dec 31, 2022	16 (9.25%)
Jan 1, 2021 - Dec 31, 2021	37 (13.81%)
% Change	-56.76%
3. Cleveland	
Jan 1, 2022 - Dec 31, 2022	16 (9.25%)
Jan 1, 2021 - Dec 31, 2021	18 (6.72%)
% Change	-11.11%
4. Cincinnati	
Jan 1, 2022 - Dec 31, 2022	14 (8.09%)
Jan 1, 2021 - Dec 31, 2021	19 (7.09%)
% Change	-26.32%
5. Columbus	
Jan 1, 2022 - Dec 31, 2022	12 (6.94%)
Jan 1, 2021 - Dec 31, 2021	16 (5.97%)
% Change	-25.00%
6. Wapakoneta	
Jan 1, 2022 - Dec 31, 2022	7 (4.05%)
Jan 1, 2021 - Dec 31, 2021	7 (2.61%)
% Change	0.00%
7. Lima	
Jan 1, 2022 - Dec 31, 2022	5 (2.89%)
Jan 1, 2021 - Dec 31, 2021	4 (1.49%)
% Change	25.00%

City	Users
All Users - Clean	40.00% 147 vs 245
8. Circleville	
Jan 1, 2022 - Dec 31, 2022	4 (2.31%)
Jan 1, 2021 - Dec 31, 2021	3 (1.12%)
% Change	33.33%
9. Miamisburg	
Jan 1, 2022 - Dec 31, 2022	4 (2.31%)
Jan 1, 2021 - Dec 31, 2021	0 (0.00%)
% Change	∞%
10. Sidney	
Jan 1, 2022 - Dec 31, 2022	4 (2.31%)
Jan 1, 2021 - Dec 31, 2021	9 (3.36%)
% Change	-55.56%
11. Urbana	
Jan 1, 2022 - Dec 31, 2022	4 (2.31%)
Jan 1, 2021 - Dec 31, 2021	2 (0.75%)
% Change	100.00%
12. Versailles	
Jan 1, 2022 - Dec 31, 2022	4 (2.31%)
Jan 1, 2021 - Dec 31, 2021	4 (1.49%)
% Change	0.00%
13. Fairborn	
Jan 1, 2022 - Dec 31, 2022	3 (1.73%)
Jan 1, 2021 - Dec 31, 2021	0 (0.00%)
% Change	∞%
14. McConnelsville	
Jan 1, 2022 - Dec 31, 2022	3 (1.73%)
Jan 1, 2021 - Dec 31, 2021	0 (0.00%)
% Change	∞%
15. Oxford	

City	Users
All Users - Clean	40.00% 147 vs 245
Jan 1, 2022 - Dec 31, 2022	3 (1.73%)
Jan 1, 2021 - Dec 31, 2021	2 (0.75%)
% Change	50.00%
16. Saint Marys	
Jan 1, 2022 - Dec 31, 2022	3 (1.73%)
Jan 1, 2021 - Dec 31, 2021	4 (1.49%)
% Change	-25.00%
17. Dublin	
Jan 1, 2022 - Dec 31, 2022	2 (1.16%)
Jan 1, 2021 - Dec 31, 2021	3 (1.12%)
% Change	-33.33%
18. Eaton	
Jan 1, 2022 - Dec 31, 2022	2 (1.16%)
Jan 1, 2021 - Dec 31, 2021	2 (0.75%)
% Change	0.00%
19. Lancaster	
Jan 1, 2022 - Dec 31, 2022	2 (1.16%)
Jan 1, 2021 - Dec 31, 2021	1 (0.37%)
% Change	100.00%
20. Mount Gilead	
Jan 1, 2022 - Dec 31, 2022	2 (1.16%)
Jan 1, 2021 - Dec 31, 2021	1 (0.37%)
% Change	100.00%
21. Springfield	
Jan 1, 2022 - Dec 31, 2022	2 (1.16%)
Jan 1, 2021 - Dec 31, 2021	2 (0.75%)
% Change	0.00%
22. Centerville	
Jan 1, 2022 - Dec 31, 2022	2 (1.16%)

City	Users
All Users - Clean	40.00% 147 vs 245
Jan 1, 2021 - Dec 31, 2021	2 (0.75%)
% Change	0.00%
23. Bryan	
Jan 1, 2022 - Dec 31, 2022	1 (0.58%)
Jan 1, 2021 - Dec 31, 2021	0 (0.00%)
% Change	∞%
24. Camden	
Jan 1, 2022 - Dec 31, 2022	1 (0.58%)
Jan 1, 2021 - Dec 31, 2021	0 (0.00%)
% Change	∞%
25. Carrollton	
Jan 1, 2022 - Dec 31, 2022	1 (0.58%)
Jan 1, 2021 - Dec 31, 2021	0 (0.00%)
% Change	∞%
26. Celina	
Jan 1, 2022 - Dec 31, 2022	1 (0.58%)
Jan 1, 2021 - Dec 31, 2021	6 (2.24%)
% Change	-83.33%
27. Coldwater	
Jan 1, 2022 - Dec 31, 2022	1 (0.58%)
Jan 1, 2021 - Dec 31, 2021	2 (0.75%)
% Change	-50.00%
28. East Liverpool	
Jan 1, 2022 - Dec 31, 2022	1 (0.58%)
Jan 1, 2021 - Dec 31, 2021	0 (0.00%)
% Change	∞%
29. Findlay	
Jan 1, 2022 - Dec 31, 2022	1 (0.58%)
Jan 1, 2021 - Dec 31, 2021	0 (0.00%)

City	Users
All Users - Clean	40.00% 147 vs 245
% Change	∞%
30. Fredericktown	
Jan 1, 2022 - Dec 31, 2022	1 (0.58%)
Jan 1, 2021 - Dec 31, 2021	1 (0.37%)
% Change	0.00%
31. Gallipolis	
Jan 1, 2022 - Dec 31, 2022	1 (0.58%)
Jan 1, 2021 - Dec 31, 2021	0 (0.00%)
% Change	∞%
32. Garrettsville	
Jan 1, 2022 - Dec 31, 2022	1 (0.58%)
Jan 1, 2021 - Dec 31, 2021	0 (0.00%)
% Change	∞%
33. Glandorf	
Jan 1, 2022 - Dec 31, 2022	1 (0.58%)
Jan 1, 2021 - Dec 31, 2021	0 (0.00%)
% Change	∞%
34. Greenville	
Jan 1, 2022 - Dec 31, 2022	1 (0.58%)
Jan 1, 2021 - Dec 31, 2021	0 (0.00%)
% Change	∞%
35. Hilliard	
Jan 1, 2022 - Dec 31, 2022	1 (0.58%)
Jan 1, 2021 - Dec 31, 2021	0 (0.00%)
% Change	∞%
36. Jackson Center	
Jan 1, 2022 - Dec 31, 2022	1 (0.58%)
Jan 1, 2021 - Dec 31, 2021	0 (0.00%)
% Change	∞%

City	Users
All Users - Clean	40.00% 147 vs 245
37. Johnstown	
Jan 1, 2022 - Dec 31, 2022	1 (0.58%)
Jan 1, 2021 - Dec 31, 2021	2 (0.75%)
% Change	-50.00%
38. Kenton	
Jan 1, 2022 - Dec 31, 2022	1 (0.58%)
Jan 1, 2021 - Dec 31, 2021	1 (0.37%)
% Change	0.00%
39. Lorain	
Jan 1, 2022 - Dec 31, 2022	1 (0.58%)
Jan 1, 2021 - Dec 31, 2021	1 (0.37%)
% Change	0.00%
40. Loveland	
Jan 1, 2022 - Dec 31, 2022	1 (0.58%)
Jan 1, 2021 - Dec 31, 2021	0 (0.00%)
% Change	∞%
41. Marysville	
Jan 1, 2022 - Dec 31, 2022	1 (0.58%)
Jan 1, 2021 - Dec 31, 2021	6 (2.24%)
% Change	-83.33%
42. Maumee	
Jan 1, 2022 - Dec 31, 2022	1 (0.58%)
Jan 1, 2021 - Dec 31, 2021	0 (0.00%)
% Change	∞%
43. Mount Vernon	
Jan 1, 2022 - Dec 31, 2022	1 (0.58%)
Jan 1, 2021 - Dec 31, 2021	2 (0.75%)
% Change	-50.00%
44. New London	

City	Users
All Users - Clean	40.00% 147 vs 245
Jan 1, 2022 - Dec 31, 2022	1 (0.58%)
Jan 1, 2021 - Dec 31, 2021	0 (0.00%)
% Change	∞%
45. Orrville	
Jan 1, 2022 - Dec 31, 2022	1 (0.58%)
Jan 1, 2021 - Dec 31, 2021	0 (0.00%)
% Change	∞%
46. Strongsville	
Jan 1, 2022 - Dec 31, 2022	1 (0.58%)
Jan 1, 2021 - Dec 31, 2021	0 (0.00%)
% Change	∞%
47. Tipp City	
Jan 1, 2022 - Dec 31, 2022	1 (0.58%)
Jan 1, 2021 - Dec 31, 2021	0 (0.00%)
% Change	∞%
48. Troy	
Jan 1, 2022 - Dec 31, 2022	1 (0.58%)
Jan 1, 2021 - Dec 31, 2021	1 (0.37%)
% Change	0.00%
49. Wauseon	
Jan 1, 2022 - Dec 31, 2022	1 (0.58%)
Jan 1, 2021 - Dec 31, 2021	0 (0.00%)
% Change	∞%
50. Xenia	
Jan 1, 2022 - Dec 31, 2022	1 (0.58%)
Jan 1, 2021 - Dec 31, 2021	1 (0.37%)
% Change	0.00%
51. Belpre	
Jan 1, 2022 - Dec 31, 2022	1 (0.58%)

City	Users
All Users - Clean	40.00% 147 vs 245
Jan 1, 2021 - Dec 31, 2021	0 (0.00%)
% Change	∞%
52. Blue Ash	
Jan 1, 2022 - Dec 31, 2022	1 (0.58%)
Jan 1, 2021 - Dec 31, 2021	0 (0.00%)
% Change	∞%
53. Delhi	
Jan 1, 2022 - Dec 31, 2022	1 (0.58%)
Jan 1, 2021 - Dec 31, 2021	0 (0.00%)
% Change	∞%
54. Forest Park	
Jan 1, 2022 - Dec 31, 2022	1 (0.58%)
Jan 1, 2021 - Dec 31, 2021	1 (0.37%)
% Change	0.00%
55. Huber Heights	
Jan 1, 2022 - Dec 31, 2022	1 (0.58%)
Jan 1, 2021 - Dec 31, 2021	2 (0.75%)
% Change	-50.00%
56. Madeira	
Jan 1, 2022 - Dec 31, 2022	1 (0.58%)
Jan 1, 2021 - Dec 31, 2021	0 (0.00%)
% Change	∞%
57. Mount Carmel	
Jan 1, 2022 - Dec 31, 2022	1 (0.58%)
Jan 1, 2021 - Dec 31, 2021	0 (0.00%)
% Change	∞%
58. Norwood	
Jan 1, 2022 - Dec 31, 2022	1 (0.58%)
Jan 1, 2021 - Dec 31, 2021	0 (0.00%)

City	Users
All Users - Clean	40.00% 147 vs 245
% Change	∞%
59. Upper Arlington	
Jan 1, 2022 - Dec 31, 2022	1 (0.58%)
Jan 1, 2021 - Dec 31, 2021	0 (0.00%)
% Change	∞%
60. White Oak	
Jan 1, 2022 - Dec 31, 2022	1 (0.58%)
Jan 1, 2021 - Dec 31, 2021	1 (0.37%)
% Change	0.00%
61. Bellbrook	
Jan 1, 2022 - Dec 31, 2022	0 (0.00%)
Jan 1, 2021 - Dec 31, 2021	1 (0.37%)
% Change	-100.00%
62. Berlin Center	
Jan 1, 2022 - Dec 31, 2022	0 (0.00%)
Jan 1, 2021 - Dec 31, 2021	1 (0.37%)
% Change	-100.00%
63. Bluffton	
Jan 1, 2022 - Dec 31, 2022	0 (0.00%)
Jan 1, 2021 - Dec 31, 2021	1 (0.37%)
% Change	-100.00%
64. Bucyrus	
Jan 1, 2022 - Dec 31, 2022	0 (0.00%)
Jan 1, 2021 - Dec 31, 2021	1 (0.37%)
% Change	-100.00%
65. Dayton	
Jan 1, 2022 - Dec 31, 2022	0 (0.00%)
Jan 1, 2021 - Dec 31, 2021	1 (0.37%)
% Change	-100.00%

City	Users
All Users - Clean	40.00% 147 vs 245
66. Defiance	
Jan 1, 2022 - Dec 31, 2022	0 (0.00%)
Jan 1, 2021 - Dec 31, 2021	2 (0.75%)
% Change	-100.00%
67. Fairfield	
Jan 1, 2022 - Dec 31, 2022	0 (0.00%)
Jan 1, 2021 - Dec 31, 2021	2 (0.75%)
% Change	-100.00%
68. Forest	
Jan 1, 2022 - Dec 31, 2022	0 (0.00%)
Jan 1, 2021 - Dec 31, 2021	1 (0.37%)
% Change	-100.00%
69. Grafton	
Jan 1, 2022 - Dec 31, 2022	0 (0.00%)
Jan 1, 2021 - Dec 31, 2021	1 (0.37%)
% Change	-100.00%
70. Grove City	
Jan 1, 2022 - Dec 31, 2022	0 (0.00%)
Jan 1, 2021 - Dec 31, 2021	4 (1.49%)
% Change	-100.00%
71. Lisbon	
Jan 1, 2022 - Dec 31, 2022	0 (0.00%)
Jan 1, 2021 - Dec 31, 2021	1 (0.37%)
% Change	-100.00%
72. Mason	
Jan 1, 2022 - Dec 31, 2022	0 (0.00%)
Jan 1, 2021 - Dec 31, 2021	2 (0.75%)
% Change	-100.00%
73. Morrow	

City	Users
All Users - Clean	40.00% 147 vs 245
Jan 1, 2022 - Dec 31, 2022	0 (0.00%)
Jan 1, 2021 - Dec 31, 2021	1 (0.37%)
% Change	-100.00%
74. New Bremen	
Jan 1, 2022 - Dec 31, 2022	0 (0.00%)
Jan 1, 2021 - Dec 31, 2021	1 (0.37%)
% Change	-100.00%
75. Ottawa	
Jan 1, 2022 - Dec 31, 2022	0 (0.00%)
Jan 1, 2021 - Dec 31, 2021	16 (5.97%)
% Change	-100.00%
76. Springboro	
Jan 1, 2022 - Dec 31, 2022	0 (0.00%)
Jan 1, 2021 - Dec 31, 2021	1 (0.37%)
% Change	-100.00%
77. Sunbury	
Jan 1, 2022 - Dec 31, 2022	0 (0.00%)
Jan 1, 2021 - Dec 31, 2021	1 (0.37%)
% Change	-100.00%
78. Swanton	
Jan 1, 2022 - Dec 31, 2022	0 (0.00%)
Jan 1, 2021 - Dec 31, 2021	1 (0.37%)
% Change	-100.00%
79. Tiffin	
Jan 1, 2022 - Dec 31, 2022	0 (0.00%)
Jan 1, 2021 - Dec 31, 2021	2 (0.75%)
% Change	-100.00%
80. Trenton	
Jan 1, 2022 - Dec 31, 2022	0 (0.00%)

City	Users
All Users - Clean	40.00% 147 vs 245
Jan 1, 2021 - Dec 31, 2021	1 (0.37%)
% Change	-100.00%
81. Wayland	
Jan 1, 2022 - Dec 31, 2022	0 (0.00%)
Jan 1, 2021 - Dec 31, 2021	2 (0.75%)
% Change	-100.00%
82. Westlake	
Jan 1, 2022 - Dec 31, 2022	0 (0.00%)
Jan 1, 2021 - Dec 31, 2021	1 (0.37%)
% Change	-100.00%
83. Wooster	
Jan 1, 2022 - Dec 31, 2022	0 (0.00%)
Jan 1, 2021 - Dec 31, 2021	1 (0.37%)
% Change	-100.00%
84. Beckett Ridge	
Jan 1, 2022 - Dec 31, 2022	0 (0.00%)
Jan 1, 2021 - Dec 31, 2021	4 (1.49%)
% Change	-100.00%
85. Gahanna	
Jan 1, 2022 - Dec 31, 2022	0 (0.00%)
Jan 1, 2021 - Dec 31, 2021	1 (0.37%)
% Change	-100.00%
86. Kettering	
Jan 1, 2022 - Dec 31, 2022	0 (0.00%)
Jan 1, 2021 - Dec 31, 2021	5 (1.87%)
% Change	-100.00%
87. Ontario	
Jan 1, 2022 - Dec 31, 2022	0 (0.00%)
Jan 1, 2021 - Dec 31, 2021	1 (0.37%)

City	Users
All Users - Clean	<p style="text-align: right;">40.00% 147 vs 245</p>
% Change	-100.00%
88. Parma	
Jan 1, 2022 - Dec 31, 2022	0 (0.00%)
Jan 1, 2021 - Dec 31, 2021	1 (0.37%)
% Change	-100.00%
89. (not set)	
Jan 1, 2022 - Dec 31, 2022	0 (0.00%)
Jan 1, 2021 - Dec 31, 2021	1 (0.37%)
% Change	-100.00%
90. (not set)	
Jan 1, 2022 - Dec 31, 2022	0 (0.00%)
Jan 1, 2021 - Dec 31, 2021	1 (0.37%)
% Change	-100.00%
91. (not set)	
Jan 1, 2022 - Dec 31, 2022	0 (0.00%)
Jan 1, 2021 - Dec 31, 2021	1 (0.37%)
% Change	-100.00%

Show rows: Go to: 1 - 91 of 91