

# Visitors Map

SAVE

EXPORT


SHARE


EDIT

ALL » COUNTRY: United States

Jan 1, 2022 - Dec 31, 2022

Compare to: Jan 1, 2021 - Dec 31, 2021

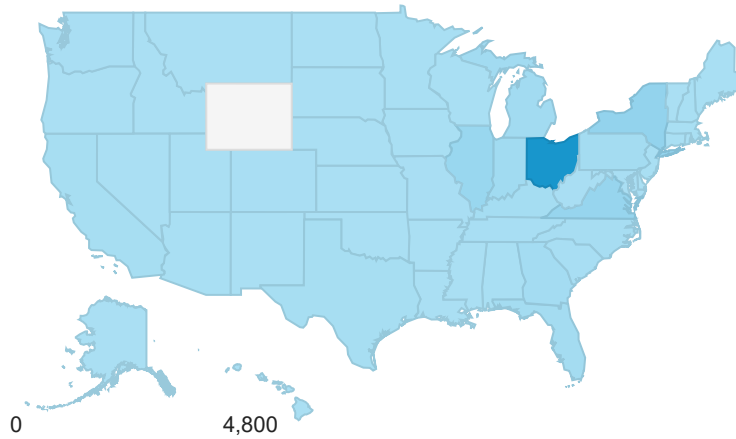

**All Users - Clean**  
 -1.81% Users


 + Add Segment

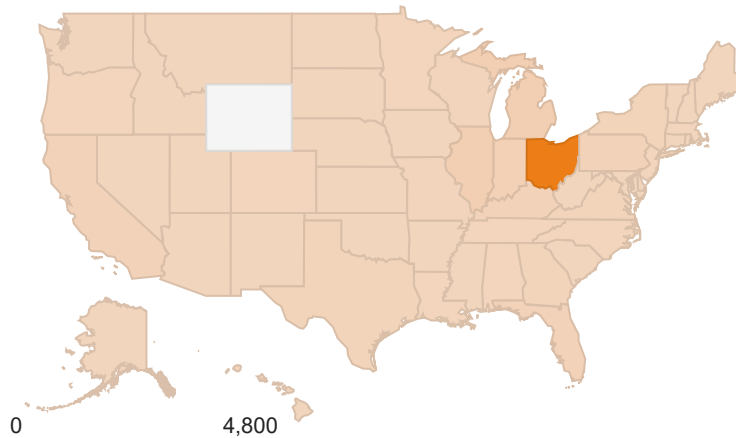
City Map

Users

### Jan 1, 2022 - Dec 31, 2022



### Jan 1, 2021 - Dec 31, 2021



Primary Dimension: **Region** City Metro

Secondary dimension

advanced

Region	Users
<b>All Users - Clean</b>	<b>16.46%</b> 7,633 vs 6,554
1. <a href="#">Ohio</a>	
Jan 1, 2022 - Dec 31, 2022	<b>4,261 (52.82%)</b>
Jan 1, 2021 - Dec 31, 2021	<b>4,800 (70.42%)</b>
<b>% Change</b>	<b>-11.23%</b>
2. <a href="#">New York</a>	
Jan 1, 2022 - Dec 31, 2022	<b>675 (8.37%)</b>
Jan 1, 2021 - Dec 31, 2021	<b>76 (1.12%)</b>
<b>% Change</b>	<b>788.16%</b>
3. <a href="#">Virginia</a>	
Jan 1, 2022 - Dec 31, 2022	<b>560 (6.94%)</b>
Jan 1, 2021 - Dec 31, 2021	<b>50 (0.73%)</b>
<b>% Change</b>	<b>1,020.00%</b>
4. <a href="#">Illinois</a>	
Jan 1, 2022 - Dec 31, 2022	<b>485 (6.01%)</b>
Jan 1, 2021 - Dec 31, 2021	<b>322 (4.72%)</b>
<b>% Change</b>	<b>50.62%</b>
5. <a href="#">Indiana</a>	
Jan 1, 2022 - Dec 31, 2022	<b>255 (3.16%)</b>
Jan 1, 2021 - Dec 31, 2021	<b>210 (3.08%)</b>
<b>% Change</b>	<b>21.43%</b>
6. <a href="#">Michigan</a>	
Jan 1, 2022 - Dec 31, 2022	<b>223 (2.76%)</b>
Jan 1, 2021 - Dec 31, 2021	<b>311 (4.56%)</b>
<b>% Change</b>	<b>-28.30%</b>
7. <a href="#">Florida</a>	
Jan 1, 2022 - Dec 31, 2022	<b>171 (2.12%)</b>
Jan 1, 2021 - Dec 31, 2021	<b>148 (2.17%)</b>
<b>% Change</b>	<b>15.54%</b>

Region	Users
<b>All Users - Clean</b>	<b>16.46%</b> 7,633 vs 6,554
8. <a href="#">Pennsylvania</a>	
Jan 1, 2022 - Dec 31, 2022	<b>164 (2.03%)</b>
Jan 1, 2021 - Dec 31, 2021	<b>119 (1.75%)</b>
<b>% Change</b>	<b>37.82%</b>
9. <a href="#">Georgia</a>	
Jan 1, 2022 - Dec 31, 2022	<b>162 (2.01%)</b>
Jan 1, 2021 - Dec 31, 2021	<b>54 (0.79%)</b>
<b>% Change</b>	<b>200.00%</b>
10. <a href="#">Kentucky</a>	
Jan 1, 2022 - Dec 31, 2022	<b>139 (1.72%)</b>
Jan 1, 2021 - Dec 31, 2021	<b>151 (2.22%)</b>
<b>% Change</b>	<b>-7.95%</b>
11. <a href="#">North Carolina</a>	
Jan 1, 2022 - Dec 31, 2022	<b>97 (1.20%)</b>
Jan 1, 2021 - Dec 31, 2021	<b>26 (0.38%)</b>
<b>% Change</b>	<b>273.08%</b>
12. <a href="#">Texas</a>	
Jan 1, 2022 - Dec 31, 2022	<b>86 (1.07%)</b>
Jan 1, 2021 - Dec 31, 2021	<b>58 (0.85%)</b>
<b>% Change</b>	<b>48.28%</b>
13. <a href="#">California</a>	
Jan 1, 2022 - Dec 31, 2022	<b>84 (1.04%)</b>
Jan 1, 2021 - Dec 31, 2021	<b>84 (1.23%)</b>
<b>% Change</b>	<b>0.00%</b>
14. <a href="#">(not set)</a>	
Jan 1, 2022 - Dec 31, 2022	<b>63 (0.78%)</b>
Jan 1, 2021 - Dec 31, 2021	<b>35 (0.51%)</b>
<b>% Change</b>	<b>80.00%</b>
15. <a href="#">South Carolina</a>	

Region	Users
<b>All Users - Clean</b>	<b>16.46%</b> 7,633 vs 6,554
Jan 1, 2022 - Dec 31, 2022	<b>53 (0.66%)</b>
Jan 1, 2021 - Dec 31, 2021	<b>5 (0.07%)</b>
<b>% Change</b>	<b>960.00%</b>
16. <a href="#">Tennessee</a>	
Jan 1, 2022 - Dec 31, 2022	<b>44 (0.55%)</b>
Jan 1, 2021 - Dec 31, 2021	<b>26 (0.38%)</b>
<b>% Change</b>	<b>69.23%</b>
17. <a href="#">West Virginia</a>	
Jan 1, 2022 - Dec 31, 2022	<b>41 (0.51%)</b>
Jan 1, 2021 - Dec 31, 2021	<b>9 (0.13%)</b>
<b>% Change</b>	<b>355.56%</b>
18. <a href="#">Washington</a>	
Jan 1, 2022 - Dec 31, 2022	<b>34 (0.42%)</b>
Jan 1, 2021 - Dec 31, 2021	<b>10 (0.15%)</b>
<b>% Change</b>	<b>240.00%</b>
19. <a href="#">Colorado</a>	
Jan 1, 2022 - Dec 31, 2022	<b>33 (0.41%)</b>
Jan 1, 2021 - Dec 31, 2021	<b>15 (0.22%)</b>
<b>% Change</b>	<b>120.00%</b>
20. <a href="#">Maryland</a>	
Jan 1, 2022 - Dec 31, 2022	<b>33 (0.41%)</b>
Jan 1, 2021 - Dec 31, 2021	<b>13 (0.19%)</b>
<b>% Change</b>	<b>153.85%</b>
21. <a href="#">Missouri</a>	
Jan 1, 2022 - Dec 31, 2022	<b>33 (0.41%)</b>
Jan 1, 2021 - Dec 31, 2021	<b>28 (0.41%)</b>
<b>% Change</b>	<b>17.86%</b>
22. <a href="#">Wisconsin</a>	
Jan 1, 2022 - Dec 31, 2022	<b>29 (0.36%)</b>

Region	Users
<b>All Users - Clean</b>	<b>16.46%</b> 7,633 vs 6,554
Jan 1, 2021 - Dec 31, 2021	<b>31 (0.45%)</b>
<b>% Change</b>	<b>-6.45%</b>
23. <a href="#">Connecticut</a>	
Jan 1, 2022 - Dec 31, 2022	<b>28 (0.35%)</b>
Jan 1, 2021 - Dec 31, 2021	<b>13 (0.19%)</b>
<b>% Change</b>	<b>115.38%</b>
24. <a href="#">Arizona</a>	
Jan 1, 2022 - Dec 31, 2022	<b>26 (0.32%)</b>
Jan 1, 2021 - Dec 31, 2021	<b>13 (0.19%)</b>
<b>% Change</b>	<b>100.00%</b>
25. <a href="#">Minnesota</a>	
Jan 1, 2022 - Dec 31, 2022	<b>25 (0.31%)</b>
Jan 1, 2021 - Dec 31, 2021	<b>18 (0.26%)</b>
<b>% Change</b>	<b>38.89%</b>
26. <a href="#">District of Columbia</a>	
Jan 1, 2022 - Dec 31, 2022	<b>24 (0.30%)</b>
Jan 1, 2021 - Dec 31, 2021	<b>23 (0.34%)</b>
<b>% Change</b>	<b>4.35%</b>
27. <a href="#">Massachusetts</a>	
Jan 1, 2022 - Dec 31, 2022	<b>24 (0.30%)</b>
Jan 1, 2021 - Dec 31, 2021	<b>27 (0.40%)</b>
<b>% Change</b>	<b>-11.11%</b>
28. <a href="#">New Jersey</a>	
Jan 1, 2022 - Dec 31, 2022	<b>23 (0.29%)</b>
Jan 1, 2021 - Dec 31, 2021	<b>19 (0.28%)</b>
<b>% Change</b>	<b>21.05%</b>
29. <a href="#">New Hampshire</a>	
Jan 1, 2022 - Dec 31, 2022	<b>19 (0.24%)</b>
Jan 1, 2021 - Dec 31, 2021	<b>3 (0.04%)</b>

Region	Users
<b>All Users - Clean</b>	<b>16.46%</b> 7,633 vs 6,554
<b>% Change</b>	<b>533.33%</b>
30. <a href="#">Iowa</a>	
Jan 1, 2022 - Dec 31, 2022	<b>17 (0.21%)</b>
Jan 1, 2021 - Dec 31, 2021	<b>5 (0.07%)</b>
<b>% Change</b>	<b>240.00%</b>
31. <a href="#">Alabama</a>	
Jan 1, 2022 - Dec 31, 2022	<b>15 (0.19%)</b>
Jan 1, 2021 - Dec 31, 2021	<b>18 (0.26%)</b>
<b>% Change</b>	<b>-16.67%</b>
32. <a href="#">Maine</a>	
Jan 1, 2022 - Dec 31, 2022	<b>15 (0.19%)</b>
Jan 1, 2021 - Dec 31, 2021	<b>0 (0.00%)</b>
<b>% Change</b>	<b>∞%</b>
33. <a href="#">Louisiana</a>	
Jan 1, 2022 - Dec 31, 2022	<b>13 (0.16%)</b>
Jan 1, 2021 - Dec 31, 2021	<b>18 (0.26%)</b>
<b>% Change</b>	<b>-27.78%</b>
34. <a href="#">Kansas</a>	
Jan 1, 2022 - Dec 31, 2022	<b>12 (0.15%)</b>
Jan 1, 2021 - Dec 31, 2021	<b>6 (0.09%)</b>
<b>% Change</b>	<b>100.00%</b>
35. <a href="#">Oklahoma</a>	
Jan 1, 2022 - Dec 31, 2022	<b>11 (0.14%)</b>
Jan 1, 2021 - Dec 31, 2021	<b>6 (0.09%)</b>
<b>% Change</b>	<b>83.33%</b>
36. <a href="#">Delaware</a>	
Jan 1, 2022 - Dec 31, 2022	<b>10 (0.12%)</b>
Jan 1, 2021 - Dec 31, 2021	<b>3 (0.04%)</b>
<b>% Change</b>	<b>233.33%</b>

Region	Users
<b>All Users - Clean</b>	<b>16.46%</b> 7,633 vs 6,554
37. <a href="#">Arkansas</a>	
Jan 1, 2022 - Dec 31, 2022	<b>9 (0.11%)</b>
Jan 1, 2021 - Dec 31, 2021	<b>0 (0.00%)</b>
<b>% Change</b>	<b>∞%</b>
38. <a href="#">Nebraska</a>	
Jan 1, 2022 - Dec 31, 2022	<b>9 (0.11%)</b>
Jan 1, 2021 - Dec 31, 2021	<b>4 (0.06%)</b>
<b>% Change</b>	<b>125.00%</b>
39. <a href="#">Oregon</a>	
Jan 1, 2022 - Dec 31, 2022	<b>9 (0.11%)</b>
Jan 1, 2021 - Dec 31, 2021	<b>20 (0.29%)</b>
<b>% Change</b>	<b>-55.00%</b>
40. <a href="#">Montana</a>	
Jan 1, 2022 - Dec 31, 2022	<b>8 (0.10%)</b>
Jan 1, 2021 - Dec 31, 2021	<b>0 (0.00%)</b>
<b>% Change</b>	<b>∞%</b>
41. <a href="#">New Mexico</a>	
Jan 1, 2022 - Dec 31, 2022	<b>8 (0.10%)</b>
Jan 1, 2021 - Dec 31, 2021	<b>6 (0.09%)</b>
<b>% Change</b>	<b>33.33%</b>
42. <a href="#">Mississippi</a>	
Jan 1, 2022 - Dec 31, 2022	<b>7 (0.09%)</b>
Jan 1, 2021 - Dec 31, 2021	<b>1 (0.01%)</b>
<b>% Change</b>	<b>600.00%</b>
43. <a href="#">Idaho</a>	
Jan 1, 2022 - Dec 31, 2022	<b>6 (0.07%)</b>
Jan 1, 2021 - Dec 31, 2021	<b>3 (0.04%)</b>
<b>% Change</b>	<b>100.00%</b>
44. <a href="#">Nevada</a>	

Region	Users
<b>All Users - Clean</b>	<b>16.46%</b> 7,633 vs 6,554
Jan 1, 2022 - Dec 31, 2022	<b>6 (0.07%)</b>
Jan 1, 2021 - Dec 31, 2021	<b>13 (0.19%)</b>
<b>% Change</b>	<b>-53.85%</b>
45. <a href="#">Hawaii</a>	
Jan 1, 2022 - Dec 31, 2022	<b>4 (0.05%)</b>
Jan 1, 2021 - Dec 31, 2021	<b>0 (0.00%)</b>
<b>% Change</b>	<b>∞%</b>
46. <a href="#">North Dakota</a>	
Jan 1, 2022 - Dec 31, 2022	<b>3 (0.04%)</b>
Jan 1, 2021 - Dec 31, 2021	<b>1 (0.01%)</b>
<b>% Change</b>	<b>200.00%</b>
47. <a href="#">South Dakota</a>	
Jan 1, 2022 - Dec 31, 2022	<b>3 (0.04%)</b>
Jan 1, 2021 - Dec 31, 2021	<b>3 (0.04%)</b>
<b>% Change</b>	<b>0.00%</b>
48. <a href="#">Utah</a>	
Jan 1, 2022 - Dec 31, 2022	<b>3 (0.04%)</b>
Jan 1, 2021 - Dec 31, 2021	<b>5 (0.07%)</b>
<b>% Change</b>	<b>-40.00%</b>
49. <a href="#">Rhode Island</a>	
Jan 1, 2022 - Dec 31, 2022	<b>2 (0.02%)</b>
Jan 1, 2021 - Dec 31, 2021	<b>4 (0.06%)</b>
<b>% Change</b>	<b>-50.00%</b>
50. <a href="#">Vermont</a>	
Jan 1, 2022 - Dec 31, 2022	<b>2 (0.02%)</b>
Jan 1, 2021 - Dec 31, 2021	<b>3 (0.04%)</b>
<b>% Change</b>	<b>-33.33%</b>
51. <a href="#">Alaska</a>	
Jan 1, 2022 - Dec 31, 2022	<b>1 (0.01%)</b>



Region	Users
<b>All Users - Clean</b>	<b>16.46%</b> 7,633 vs 6,554
Jan 1, 2021 - Dec 31, 2021	<b>0 (0.00%)</b>
<b>% Change</b>	<b>∞%</b>

Show rows: 5000 ▼ Go to: 1 1 - 51 of 51